

NOTES

INTERNAL WALLS -
SINCE SOME INTERNAL WALLS ARE FACE BRICK UP TO DADO LEVEL, ALL WATER, ELECTRICAL AND GAS INSTALLATIONS TO BE DISCUSSED AND AGREED ON SITE PRIOR TO ERECTION OF WALLS.

WATER, ELECTRICAL AND GAS INSTALLATIONS TO BE BUILT INTO FACE BRICK WALLS WHERE NEEDED AS NO CHASING CAN BE DONE AFTER CONSTRUCTION THEREOF

NO SURFACE MOUNTED SERVICES ARE ALLOWED, APPROPRIATE "S/S 1216 COMPOSITE PIPE" TO BE USED WHEN PIPING IS INSTALLED WITHIN WALLS AND FLOOR SLABS. INSTALLATION TO BE DONE BY CERTIFIED GAS INSTALLER.

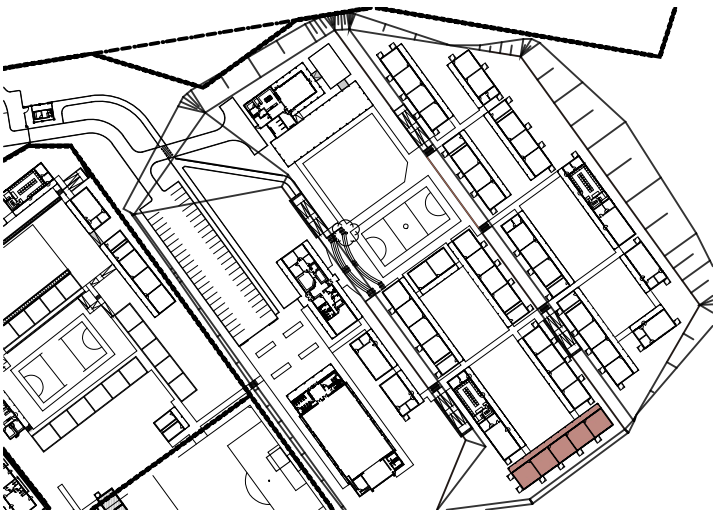
FURNITURE -
FOR LOOSE AND FIXED FURNITURE REFER TO FURNITURE SCHEDULE AND JOINERY DRAWINGS.

STORM WATER
POSITION OF TANKS AND CONCRETE RAINWATER CHANNEL TO SUIT SITE CONDITIONS AS PER SITE LAYOUTS TO ACCOMMODATE STORMWATER AND OVERFLOW, TO CIVIL ENG'S DESIGN AND DETAIL

TRUSS
TRUSS MANUFACTURE TO SUBMIT A WORKSHOP DRAWING FOR APPROVAL

ISSUED FOR
APPROVAL

KEY



PSP

ARCHITECT



ARCHITECTURAL PROFESSIONAL SACAP NUMBERS:

H.L. MANTEL SACAP 3045

IMPLEMENTED BY

INDEPENDENT
DEVELOPMENT
TRUST

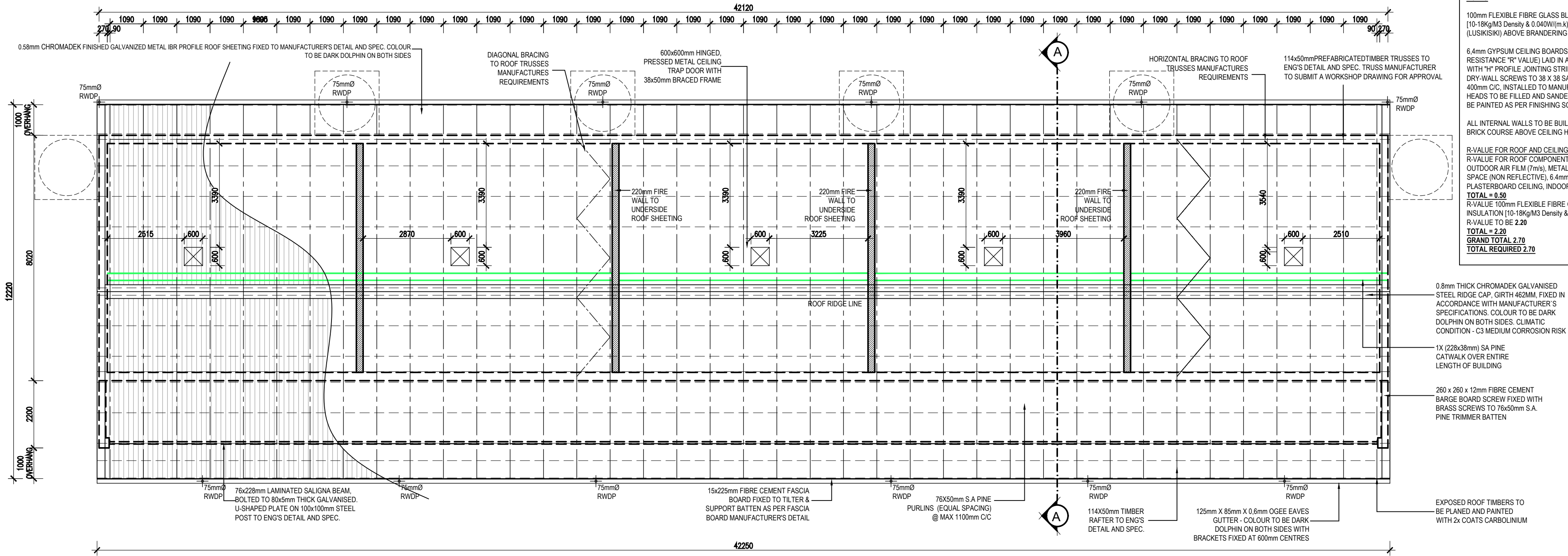
SIGNATURE	DATE	SHEET NO.
DESIGNED		1100
DRAWN	08-08-2023	STATUS: ISSUED
VERIFIED		FA = INFORMATION
VALIDATED		T = TENDER
		C = CONSTRUCTION
		AB = AS BUILT

CLIENT	IMPLEMENTING AGENT

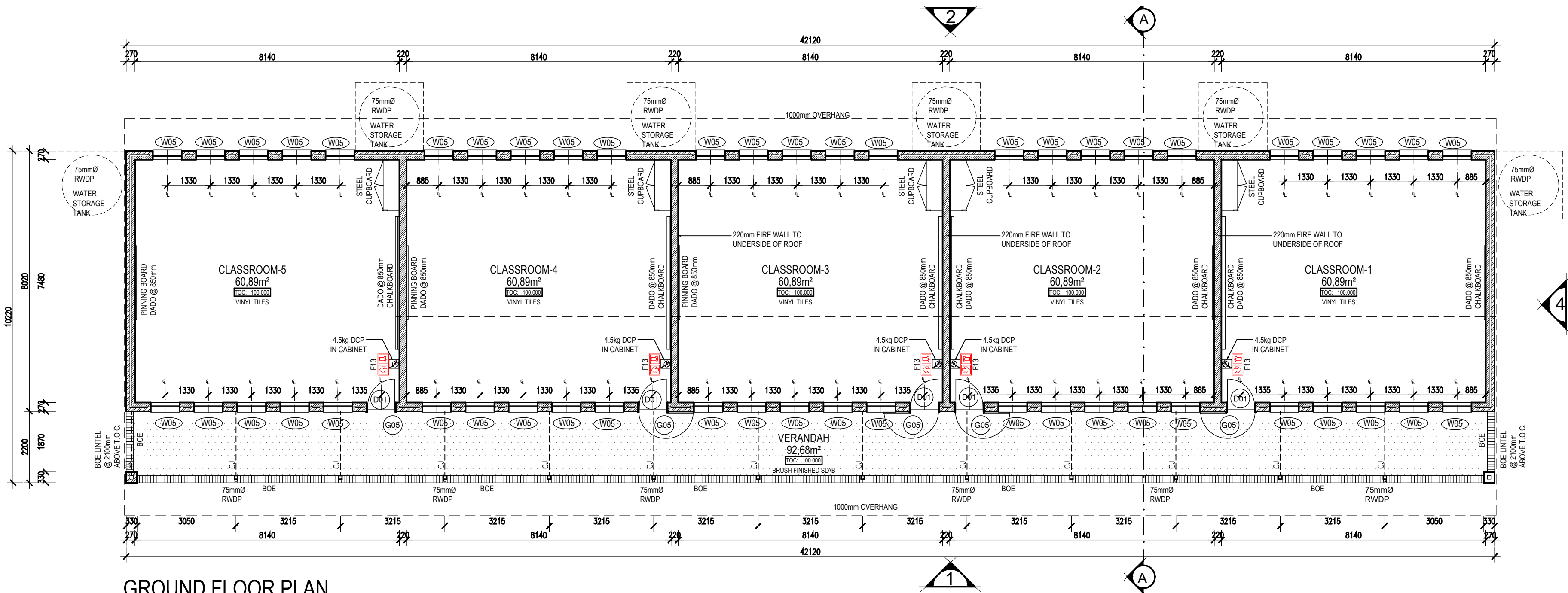
PROJECT
DOE PORTFOLIO PROGRAMME
ESTABLISHMENT OF NEW SCHOOLS
HILLBROW - SENIOR SECONDARY SCHOOL
PROVINCE: EASTERN CAPE PROVINCE
DRAWING TITLE
5 CLASSROOMS (BLOCK S-O)
FLOOR PLAN & ROOF PLAN

DRAWING DESCRIPTION

EMS NUMBER	DISCIPLINE	DRAWING NUMBER	STATUS	REVISION
200500293	ARCH	2204 w01-08/200	FA	AB



ROOF PLAN
SCALE 1:100



GROUND FLOOR PLAN
SCALE 1:100